

Piston pumps

Drum pumps for lubricants

.....

Technical data



P30-LL



P80-LL







P200-LL

Basic version		P30-LL	P80-LL	P200-LL
Tandem- / double drum pump			X	
Pump with stand			-	
One hand control			X	
Two hand control			X	
Pressure ratio (drive)			10:1 / 30:1	
Flow rate (with 40 double strokes)	l/min		1.2	
Material viscosity (ball valve pump / chop check pump)	NLGI	0-3	0-2 / 0-3	
Working pressure (drive 10:1 / 30:1)	bar		10-60 / 30-180	
Air consumption at 40 double strokes (drive 10:1 / 30:1)	l/min		110 / 270	
Dimension baseplate (A x B)	mm	600 x 550	600 x 550	900 x 600
Height retracted (C) (1H- / 2H-control)	mm	997	1170 / 1220	1440 / 1480
Height extended (C)	mm	1481	1900	2450
Weight without container (1H- / 2H-control)	kg	71 / 84	82 / 89	138 / 151
Maximum container height	mm	480	750	880
Maximum container size	l	30	80	200
Maximum container-Ø outside	mm	435	435	575











High performance piston pumps

.....







Technical data

					
Basic version		P10	P30	P80	P200
Tandem- / double drum pump		-		X	
Pump with stand		X		-	
One hand control				X	
Two hand control		-		X	
Pressure ratio (drive)		11:1 / 37:1	33:1	56:1	37:1 / 48:1 / 56:1
Flow rate (with 20 double strokes)	l/min	0.29 / 0.095	0.64	0.61	6 / 3 / 0.6
Material viscosity (ball valve pump / chop check pump)	mPa s	0.2 / 0.8 M		2.5 M	2.5 / 5.0 M
Working pressure (max.)	bar	20-160 (250)	20-160 (250)	20-250 (315)	20-250 (400)
Air consumption at 20 double strokes	l/min	22	142	220	220 - 1400
Dimension baseplate (A x B)	mm	410 x 300		610 x 500	900 x 600
Height retracted	mm	870/777	1060	1400	1650
Height extended	mm	1100/1127	1540	2200	2600
Weight without container	kg	17.5/22	60/67	65/72	165/185
Maximum container height	mm	400/340	450	750	880
Maximum container size	l	10	30	80	200
Maximum container-Ø outside	mm	315	455	440	575
Cartridge-Ø min. / max.	mm	40 - 51		-	

Modules

	One hand control		Two hand control		One hand lubriLine	Two hand lubriLine
Control	P10/P30/P80 	P200 	P30 / P80 	P200 		
Pump	Chop check pump-version: This version is suitable for grease from NLGI0 to NLGI3. The 30 ml pump transports up to 1.2 l/minute (at 40 double strokes).				Ball valve pump-version: This version is suitable for grease from NLGI0 to NLGI3. The 30 ml pump transports up to 1.2 l/minute (at 40 double strokes).	
Follower plate	Sealing plate (normal) 	Sealing plate (double) for barrels with reinforcements 	O-ring 	Hose 		
	PUR = Grease EPDM = Adhesive	PUR = Grease EPDM = Adhesive	High viscosity or reactive materials	Standard P200		

Options

Chassis options	Wheels: Are used for displacement 	U-profiles: Are used to move the pump with a forklift 		
Drum change support (only for P200)	Drum roll-in mechanism: This mechanism supports the drum change (only in combination with U-profile). 	Drum roller conveyor: Offers an easy drum change for 200 l barrels (not in combination with wheels). 		
Level alarm	Version 1 = acoustic: Acoustic alarm indicates, that the drum is empty.	Version 2 = acoustic incl. pre-alarm: Is used to indicate when a pre-defined level is reached, another alarm sounds when the drum is empty.		
Terminal block	Terminal block with vent valve for low viscosity materials 	Terminal block with vent valve for high viscosity materials 		
Pressure release	Pump pressure release	Pump and lifter pressure release	System pressure release	System pressure release and lifter pressure release
Drive pressure limit	Pressure limit for pressure-sensitive materials (3/3.5/4/5 bar)			
Pressure regulator	Pressure regulator on the pump			
Extension	Material filter 60 Mesh	Mixer	Filter + Mixer	
External communication	External control of the pump (start / stop / pump ready / release)			